



















# Safer Ryedale Performance Indicators

Generated on: 23 November 2009

Safer Ryedale Performance Indicators										
PI Code	Short Name	Date of last update	Most recent result	Current Target	Current Position	Most recent note	Date of last note	Short Term Trend Arrow	Long Term Trend Arrow	Traffic Light Icon
EC 2	Domestic burglaries per 1,000 population	October 2009	1.26							
EC 3	Average household earnings in Ryedale (was LPI 53)	2008/09	£20004	£23337	Data source - Local Knowledge Annual Survey of Hours and Earnings	Local Knowledge - Average residence based gross weekly earnings (2008) - Source: Local Knowledge; Annual Survey of Hours and Earnings Notes: Source: National Statistics website (Nomis: www.nomisweb.co.uk)	27 July 2009			
NI 15 LAA	Police. Serious violent crime rate per 1000 pop'n	October 2009	0			Confirming the figures with Ian Cunningham	16 December 2008			
NI 16	Police. Serious acquisitive crime rate per 1000 pop'n	October 2009	2.56			check decimal places needed	05 November 2008			
NI 17 LAA67	Perceptions of anti-social behaviour	2008/09	10.8%		Ryedale Best Quintile Nationally	NYCC Overall 2008-09 Result - 11.3%	19 November 2009			
NI 19 LAA	Rate of proven re-offending by young offenders				Spatial level Youth Offending Teams (Single tier and county council)	NYCC Overall Result - 2008-09 - 1.38	19 November 2009			

NI 20 LAA	Police. Assault with injury crime rate per 1000 pop,n	October 2009	2.11	3.54		LAA figure for NI 20 Quarter 1 is 51 (not calc per 1000)	17 December 2008			
NI 21	Dealing with local concerns about anti-social behaviour and crime issues by the local council and police (Biennial)	2008/09	32.5%		Ryedale Best Quintile Nationally					
NI 22	Perceptions of parents taking responsibility for the behaviour of their children in the area (Biennial)	2008/09	43.9%		Ryedale Best Quintile Nationally					
NI 23	Perceptions that people in the area treat one another with respect and consideration	2008/09	20.8%		Ryedale Best Quintile Nationally		22 May 2009			
NI 27	Understanding of local concerns about anti-social behaviour and crime issues by the local council and police	2008/09	27.5%		Ryedale second quintile nationally					
NI 29	Police. Gun crime rate per 1000 pop'n	Q2 2009/10	0							
NI 30 LAA	Police. Re-offending rate of prolific and other priority offenders									
NI 32 LAA	Police. Repeat incidents of domestic violence (NB Intro delayed but ok as LAA PI with target)	2008/09	12.5%		County target is to reduce by 40%. Scarborough/Ryedale target is to reduce by 7% 2009-10	Value is for Ryedale area only. 40 MARACs in Ryedale 5 of which were repeat incidents. Target to reduce this by 7% 2009-10	11 June 2009			
NI 34	Police. Domestic violence – murder per 1000 pop'n (collection freq'y=as per occurrences)									
NI 35	Building resilience to violent extremism (NB to be trialled as PI 08-09 in certain areas, start 2009)	2008/09	2		Draft action plan & self assessment being submitted to Safer Ryedale Board Meeting in April for approval.	Draft action plan & self assessment being submitted to Safer Ryedale Board Meeting in April 2009 for approval	22 April 2009			
NI 36	Police. Protection against terrorist attack (Score 1=low-5=high)				Awaiting results from the Police					

NI 39 LAA	Rate of Hospital Admissions per 100,000 for Alcohol Related Harm					NYCC Overall result - 2008-09 - 1207 (Baseline for Ryedale 2007-08 - 820)	19 November 2009			
NI 41 LAA	Perceptions of drunk or rowdy behaviour as a problem	2008/09	21.9%		Ryedale second quintile nationally	Awaiting publication of national results (end of June) to enable further analysis.	22 May 2009			
NI 42	Perceptions of drug use or drug dealing as a problem	2008/09	20.7%		Ryedale second quintile nationally					
NI 47 LAA	People killed or seriously injured in road traffic accidents				Q3 Target 483, Q3 Outturn 408. Ryedale Figure for Q3 2008, 48 - Q2 2009, 39	Ryedale Q2 2009-10 result - 39 (Number)	19 November 2009			
NI 48	Children killed or seriously injured in road traffic accidents (3yr Rolling Ave) % change per 100,000 Pop									
NI 111	Police. First time entrants to the Youth Justice System aged 10-17				Query - single tier and county council in guidance					
NI 115 LAA	NYCC. Substance misuse by young people (Annual - Academic Year - Survey) RDC LAA Lead									